DSS Express V8.001.0000001.0.R

Release Notes



ZHEJIANG DAHUA VISION TECHNOLOGY CO., LTD. V1.0.0

Legal Information

Copyright

© 2022 ZHEJIANG DAHUA VISION TECHNOLOGY CO., LTD. All rights reserved.

This document cannot be copied, transferred, distributed, or saved in any form without the prior written permission of Zhejiang Dahua Vision Technology Co., LTD (hereinafter referred to as "Dahua").

The products described in this document may contain the software that belongs to Dahua or the third party. Without the prior written approval of the corresponding party, any person cannot (including but not limited to) copy, distribute, amend, abstract, reverse compile, decode, reverse engineer, rent, transfer, sublicense the software.

Trademarks

, , , and HDCVI are the trademarks or registered trademarks of Dahua.

All other company names and trademarks mentioned herein are the properties of their respective owners.

Disclaimer

- These release notes are for reference only. Slight differences might be found between the release notes and the product.
- Succeeding products and release notes are subject to change without notice.
- If there is any uncertainty or controversy, we reserve the right of final explanation.

Table of Contents

Legal Information ..... **I**
Release Notes **1**
1.1 Basic Version Information 1
1.2 Newly Added or Optimized Functions 1
1.2.1 New Functions 1
1.2.2 Optimized Functions 1
1.3 Description of Newly Added and Optimized Functions 3
1.3.1 Device Management 3
1.3.2 Monitoring Center 6
1.3.3 Event 8
1.3.4 DeepXplore 12
1.3.5 Download Center 12
1.3.6 UI Interaction 13
1.4 Operating System Compatibility Description 15

Release Notes

1.1 Basic Version Information

Product name	DSS Express
Version	V8.001.0000001.0.R
Software package information	General_DSS-Express_Win64_IS_V8.001.0000001.0.R.20220727.exe
OS requirements	CPU: Intel® Core(TM) I7-9700K CPU@3.60 GHZ Memory: 8 GB Network Card: 1 Gps Hard Disk Type: HDD 1 TB Free space: 500 GB or more
Release date	July 2022

1.2 Newly Added or Optimized Functions

1.2.1 New Functions

Module	Function Description
Device management	● Supports adding IPCs that use 4G mobile network to communicate and are solar-powered. ● Supports adding sound and light channels from the devices added to NVRs.
Event management	● Added video quality analysis alarms: Video jitter, interference fringe, image freeze, high brightness, blurry video, color cast, low contrast, and static noise. ● Added intelligent event alarms: Abnormal face, and adjacent face.
DeepXplore	For face and body snapshots, you can click the small image on the lower-right corner to jump to the search by image page, where you can search for more records related to the person you want to know more.

1.2.2 Optimized Functions

Module	Function Description
Client login	The client will check if the platform is initialized after you enter its IP address and port number. If not, you will be automatically directed to the initialization process.

Module	Function Description
Device management	You can only add devices to the platform that are sold outside of China.
Monitoring center	● When viewing live videos or playing back videos, the menus on the top and bottom of the window will be translucent when you hover the mouse over it, so that information in the videos will not be completely blocked. ● Event panel on the Live View page: ◇ Events are automatically refreshed by default. ◇ The positions of the refresh and clear buttons are adjusted so that you can find them easily. ● Resolution is displayed when viewing live videos or playing back videos. ● Play back multiple videos in synchronization: ◇ All channels will play back videos from the time of the channel you select, even when they are playing back videos from different times. ◇ After changing the time, all channels will start playing back videos from that time. ◇ If a channel does not have videos on a time, a prompt will be displayed. ◇ All channels will stop playing videos if you open a new channel. ◇ After pausing playing back videos in synchronization, all channels will continue to play back videos from the time before playing back videos in synchronization. ● When searching for videos, the platform will load 12 hours of video before and after the time you set. ● Intelligent rules are displayed on alarm pop-up windows: ◇ Intelligent rules are displayed by default. ◇ The platform will remember if you want to display intelligent rules. After you right-click and select not to display intelligent rules, intelligent rules will not be displayed in all future alarm pop-up windows. ● Supports the functions of external zoom lens: Focus when static or moving, zoom in or out when static or moving, automatic focus, and reset focus. ● For instant playback, the duration of video is consistent with the one you configure in **Local Settings > Video > Instant Playback Time**. ● The configuration in **System Parameters > Security Config > File Export or Download Password Authentication** will decide if you need to verify your password when downloading video by clipping in the monitoring center. ● The recording status will not be interrupted by switching the type of video stream. ● Optimized the effect of E-PTZ.
Video wall	For a video wall, the screens for a row or column cannot exceed 20, and the total number of screens cannot exceed 128.
Recording plan	For a motion detection video, the platform would start recording when a motion was detected, and stopped recording when it received an identifier

Module	Function Description
	that the motion ended after 60 seconds. Now, the platform will record motion detection videos only based on when the motion starts and ends.
Event	● Optimized the names of access control alarms: stranger (password), stranger (fingerprint), stranger (face), and stranger (card). ● Supports viewing recorded videos of real-time or historical events in full screen. ● Supports turning off alarm output linkage in alarm pop-up windows. ● The names of devices and channels are displayed at the same time for alarm sources. ● Supports downloading recorded videos from events. ● When Original Scale is selected in in **Local Settings > Video > Window Display Scale**, the scale of covers of recorded videos and snapshots will be consistent with the actual one.
Download center	● When downloading videos by tags, you can configure how many seconds before and after the tag you want to download. ● After downloading a video by a tag, you can directly delete the tag in the Download Center.
UI Interaction	● When adding a person, you can directly enter the date of birth. ● An encryption password for export files now supports numbers, and both uppercase and lowercase letters. ● Whenever you need to enter a password, you can click  to view what you have entered. ● In a time control component, you can change the hour, minute, or second by: Pressing the up and down arrow keys, selecting and entering a number, and pressing the left and right arrow keys to where you want to change the number. ● The minimum scale of the timeline is 1 second.
Time synchronization	Fixed the problem that services will be offline after you change the system time for more than 100 seconds.
Others	Fixed bugs.

1.3 Description of Newly Added and Optimized Functions

1.3.1 Device Management

Supports adding IPCs that use 4G mobile network to communicate and are solar-powered.

- Supports waking up the device from the device tree.

Figure 1-1 Wake up the device (1)

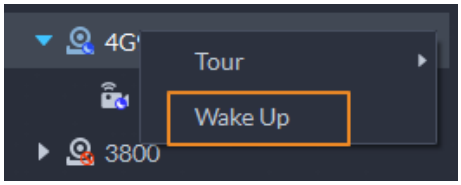

- Supports waking up the device from the window.

Figure 1-2 Wake up the device (2)

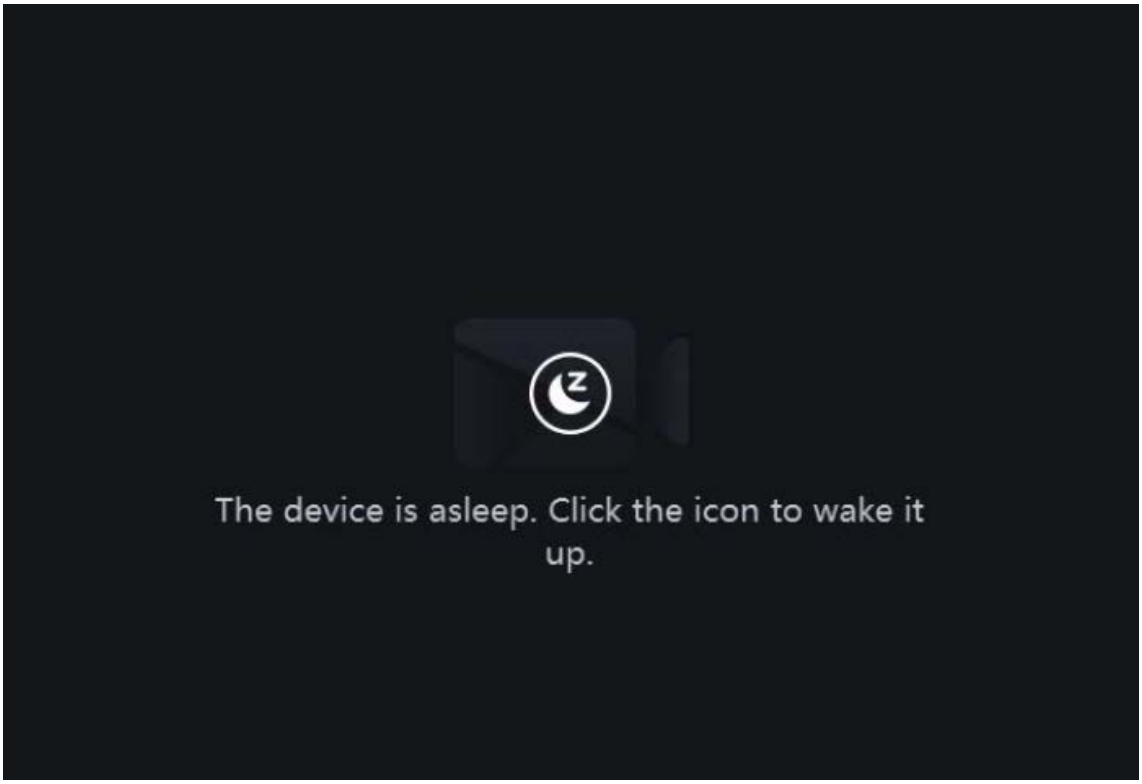

- Supports displaying the signal and battery of the device.

Figure 1-3 Displays signal and battery



- The device will regularly request to sleep to save battery. When you are viewing its live video, the device will request to sleep every 2 minutes. When you are not viewing its live video, the device will request to sleep every 1 minute. You can accept or reject so that you can continue to watch live video. When rejecting the request, you can choose whether to delay the next request from the device.

Figure 1-4 Request to sleep

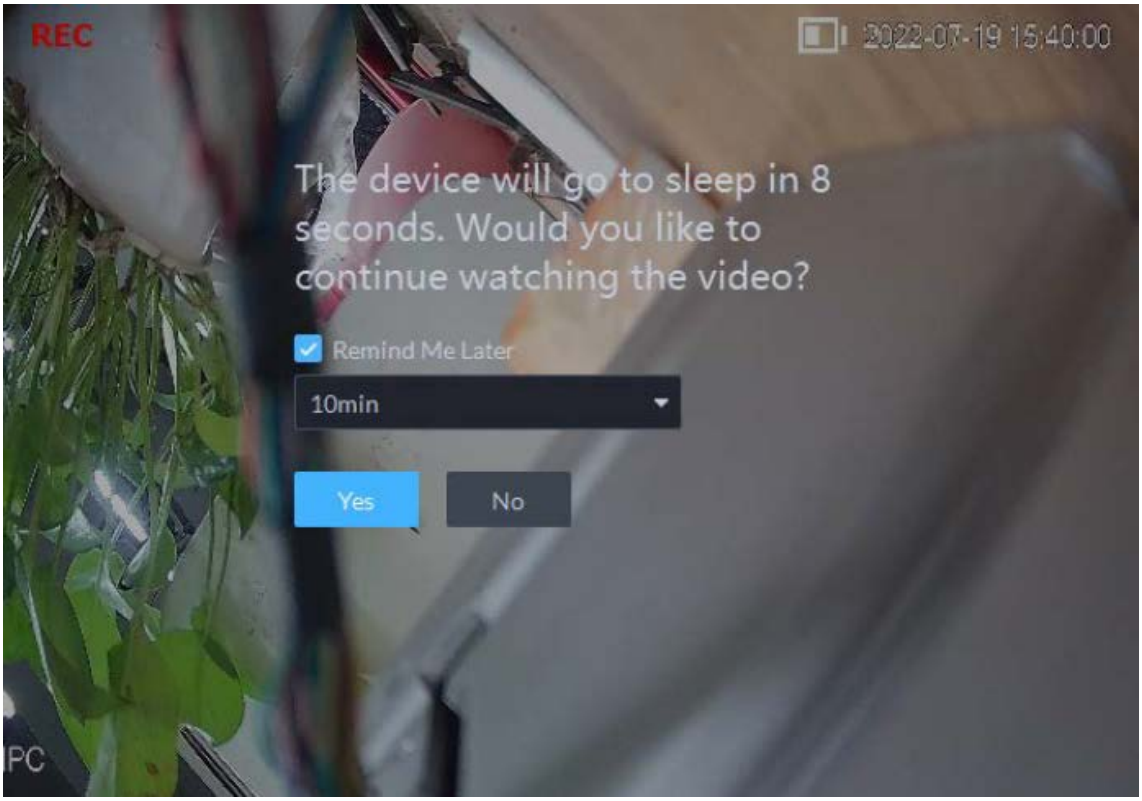

1.3.2 Monitoring Center

- When viewing live videos or playing back videos, the menus on the top and bottom of the window will be translucent when you hover the mouse over it, so that information in the videos will not be completely blocked.

Figure 1-5 Translucent menus

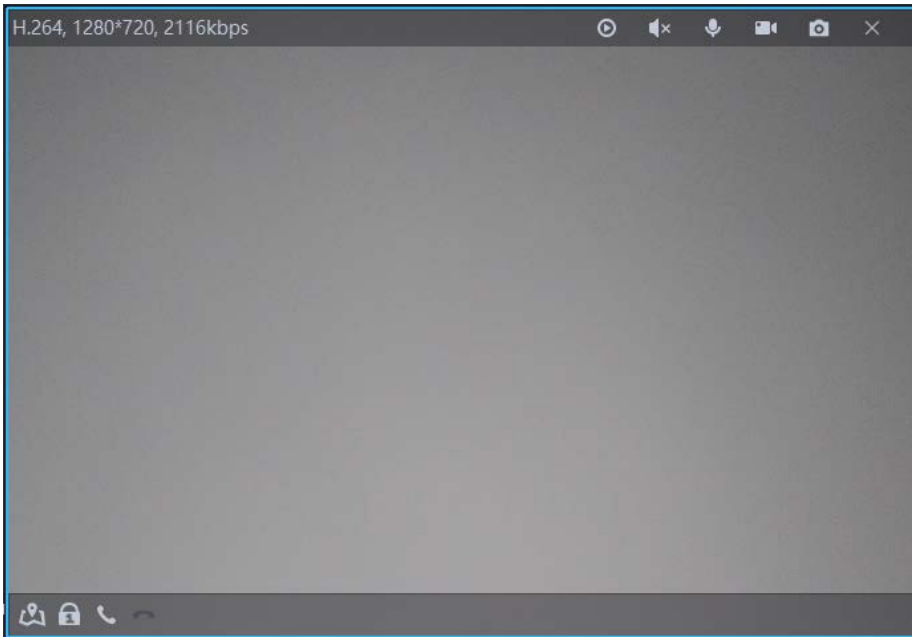

- Event panel on the Live View page:

◇ Events are automatically refreshed by default.

◇ The positions of the refresh and clear buttons are adjusted so that you can find them easily.

Figure 1-6 Position of buttons adjusted

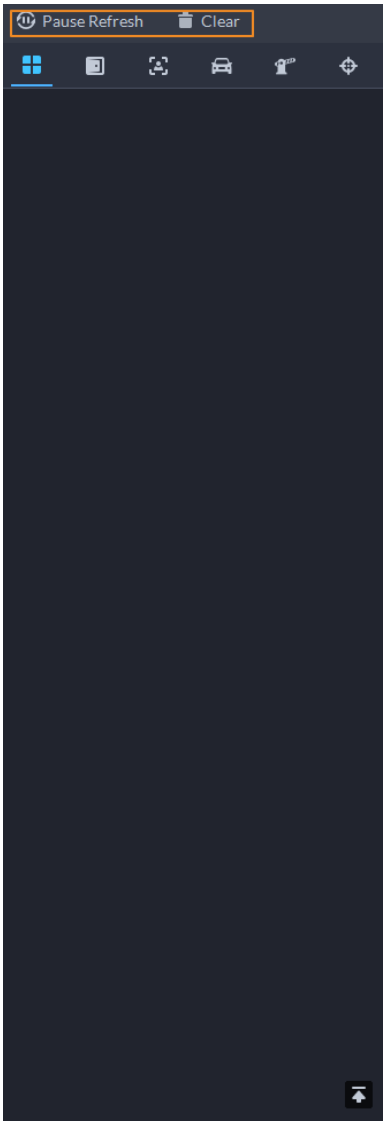

- Resolution is displayed when viewing live videos or playing back videos.

Figure 1-7 Displays resolution

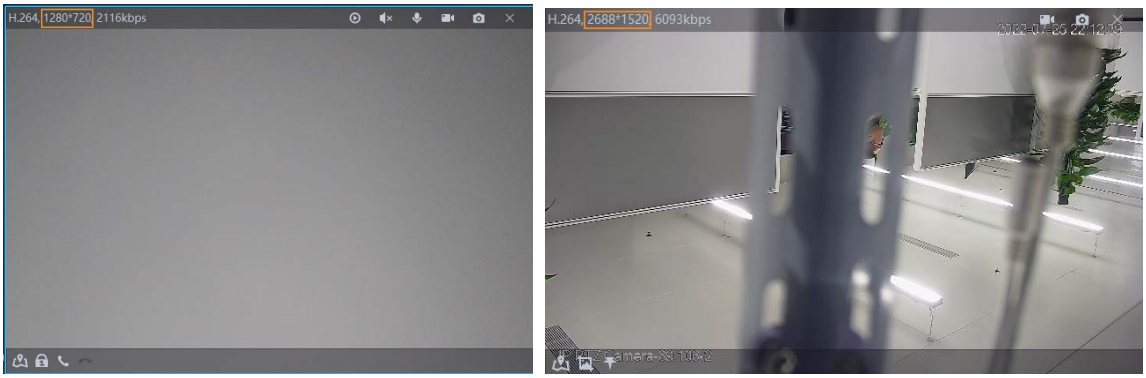

- All channels will play back videos from the time of the channel you select, even when they are playing back videos from different times. For example, channel is selected, and is playing back videos from 2022-5-10 11:11, channel 2 2022-5-11 11:11, and channel 3 2022-5-12 11:11. After you start playing back videos in synchronization, channel 1, 2, and 3 will play back videos from

2022-5-10 11:11.

- Intelligent rules are displayed on alarm pop-up windows:
  - ◇ Intelligent rules are displayed by default.
  - ◇ The platform will remember if you want to display intelligent rules. After you right-click and select not to display intelligent rules, intelligent rules will not be displayed in all future alarm pop-up windows.

Figure 1-8 Displays intelligent rules in alarm pop-up windows

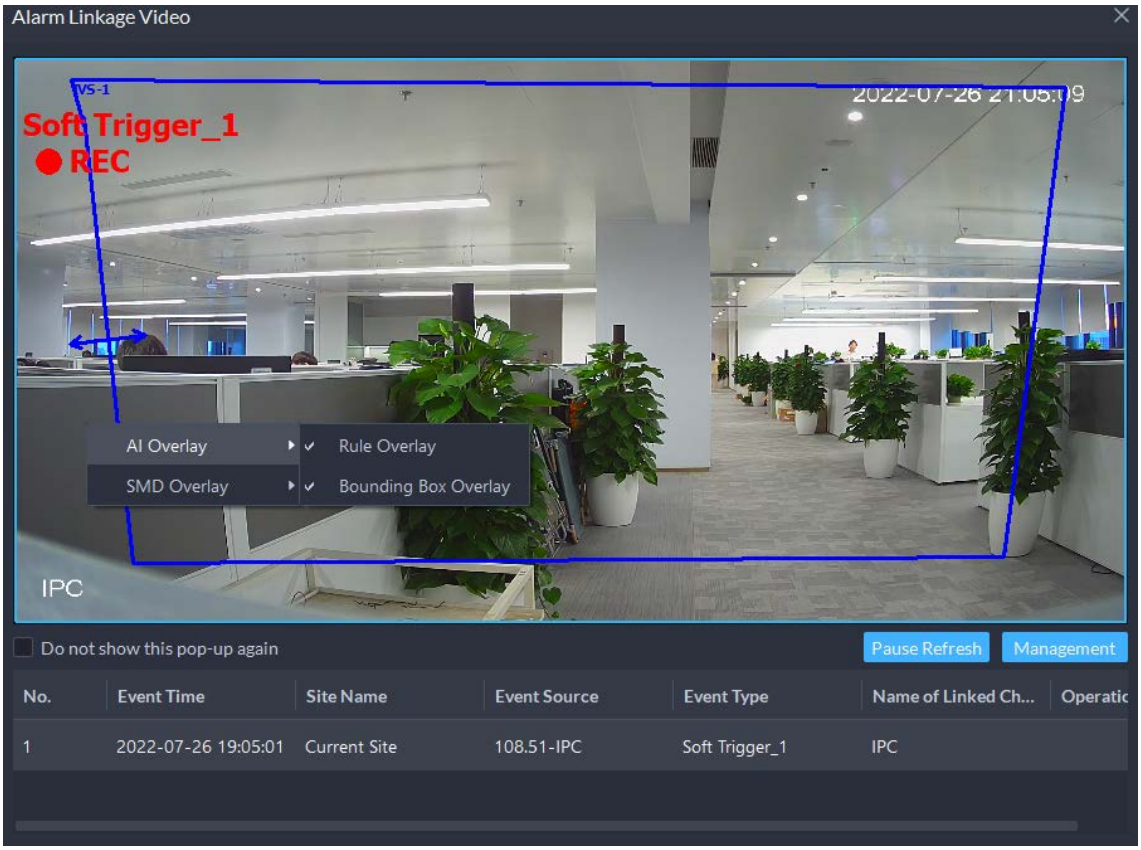

1.3.3 Event

- Added video quality analysis alarms: Video jitter, interference fringe, image freeze, high brightness, blurry video, color cast, low contrast, and static noise.

Figure 1-9 Video quality analysis alarms

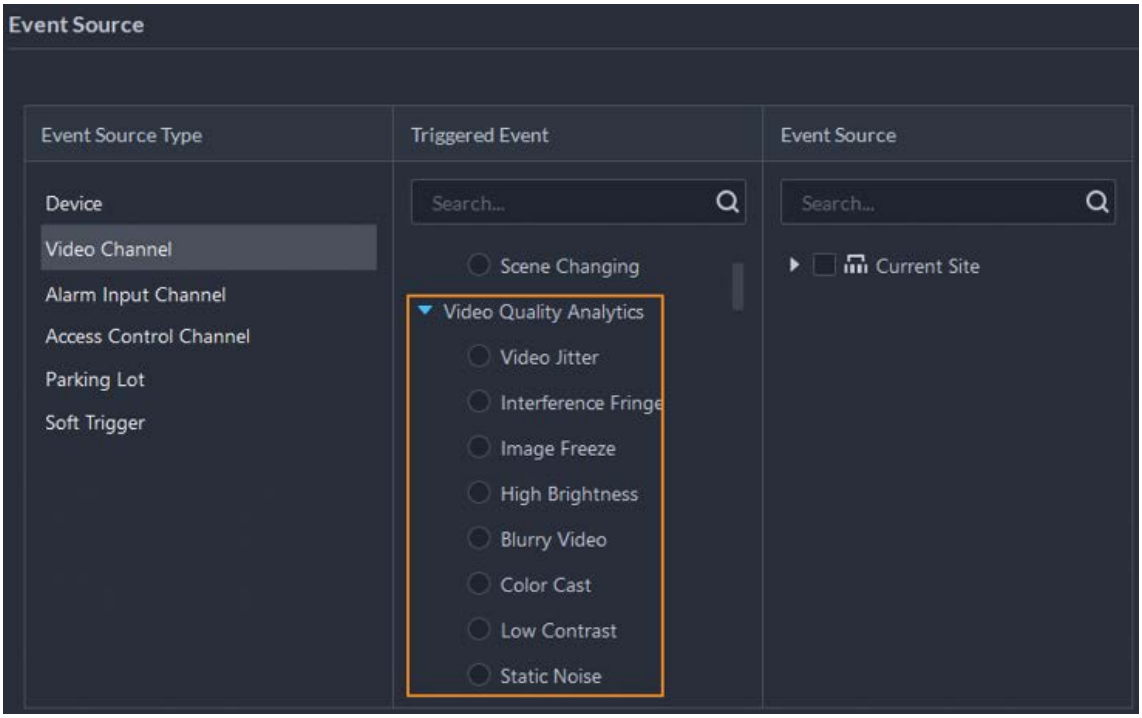

- Added intelligent event alarms: Abnormal face, and adjacent face.

Figure 1-10 Intelligent event alarms

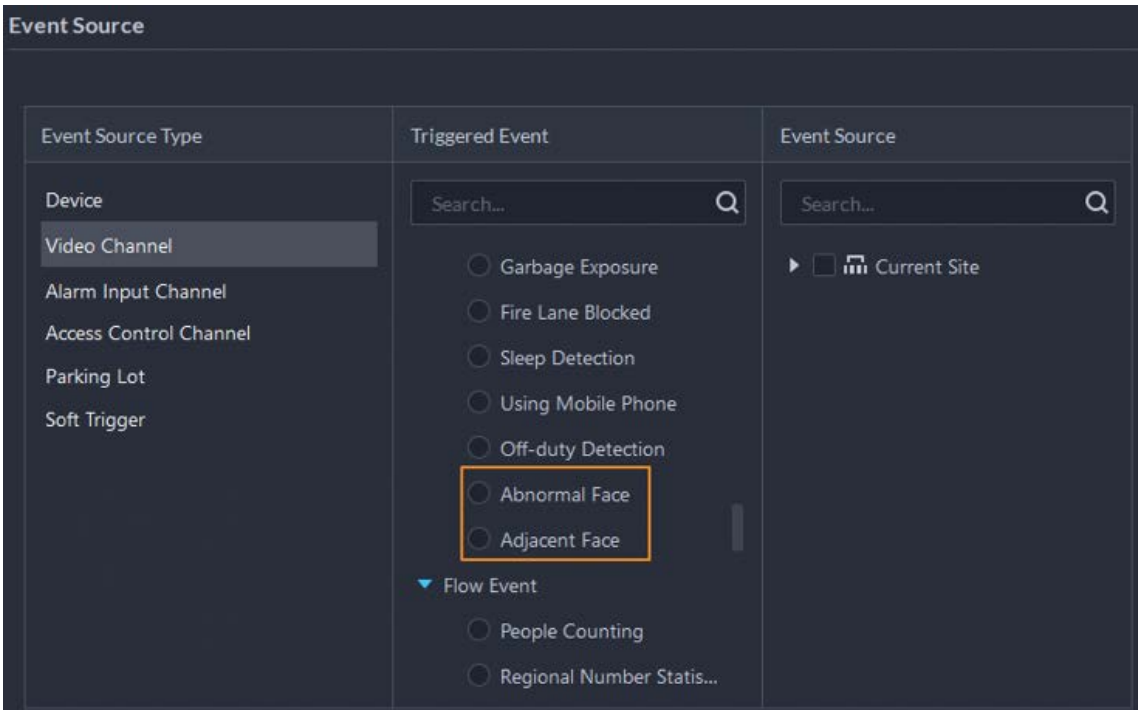

- Optimized the names of access control alarms: stranger (password), stranger (fingerprint), stranger (face), and stranger (card).

Figure 1-11 Optimized the names of access control alarms

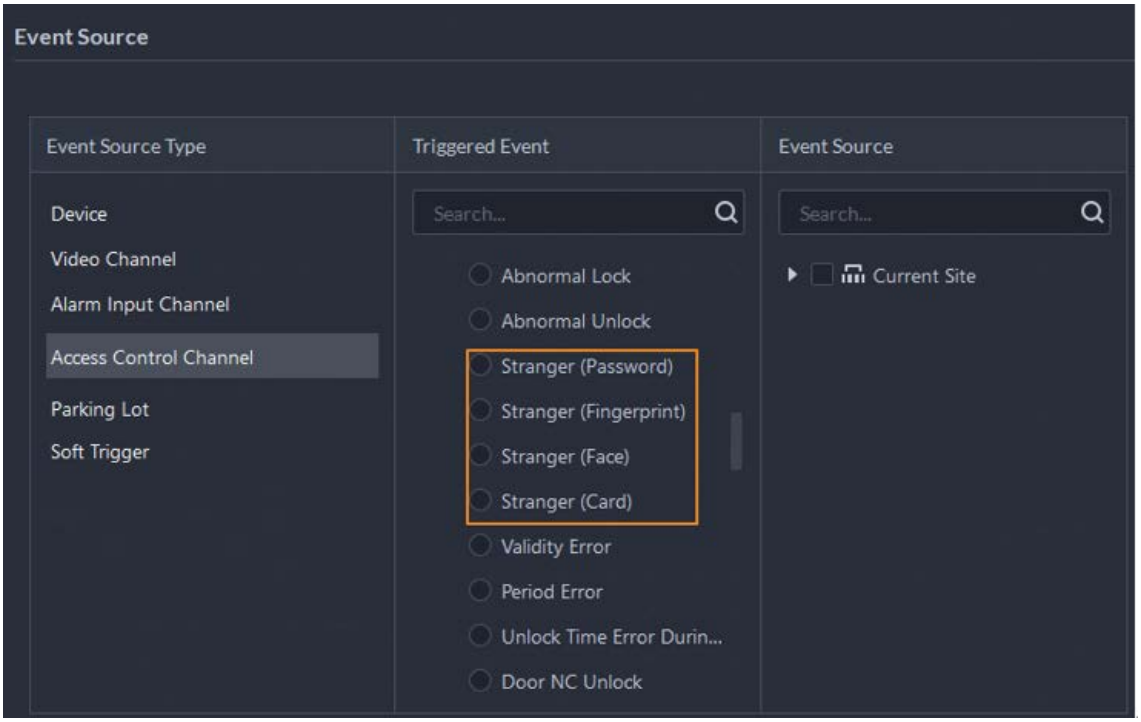

- Supports viewing recorded videos of real-time or historical events in full screen.

Figure 1-12 View videos in full screen

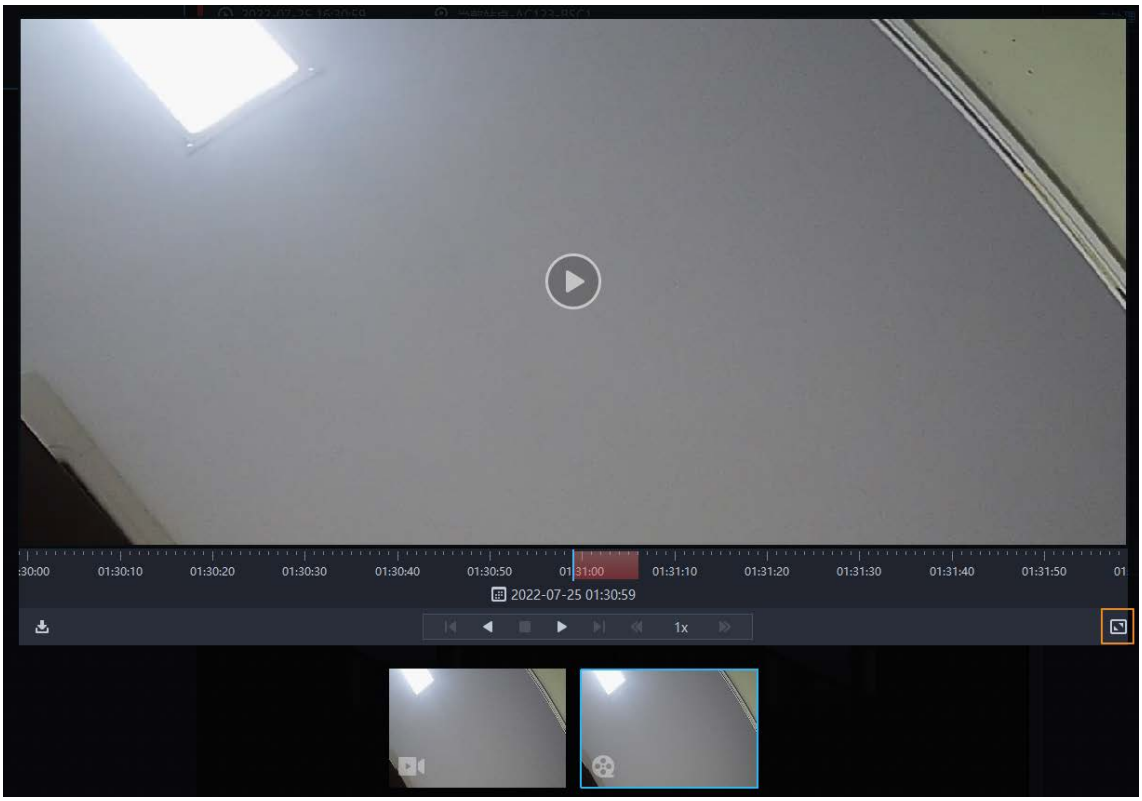

- Supports turning off alarm output linkage in alarm pop-up windows.

Figure 1-13 Turn off alarm output linkage in alarm pup-up windows

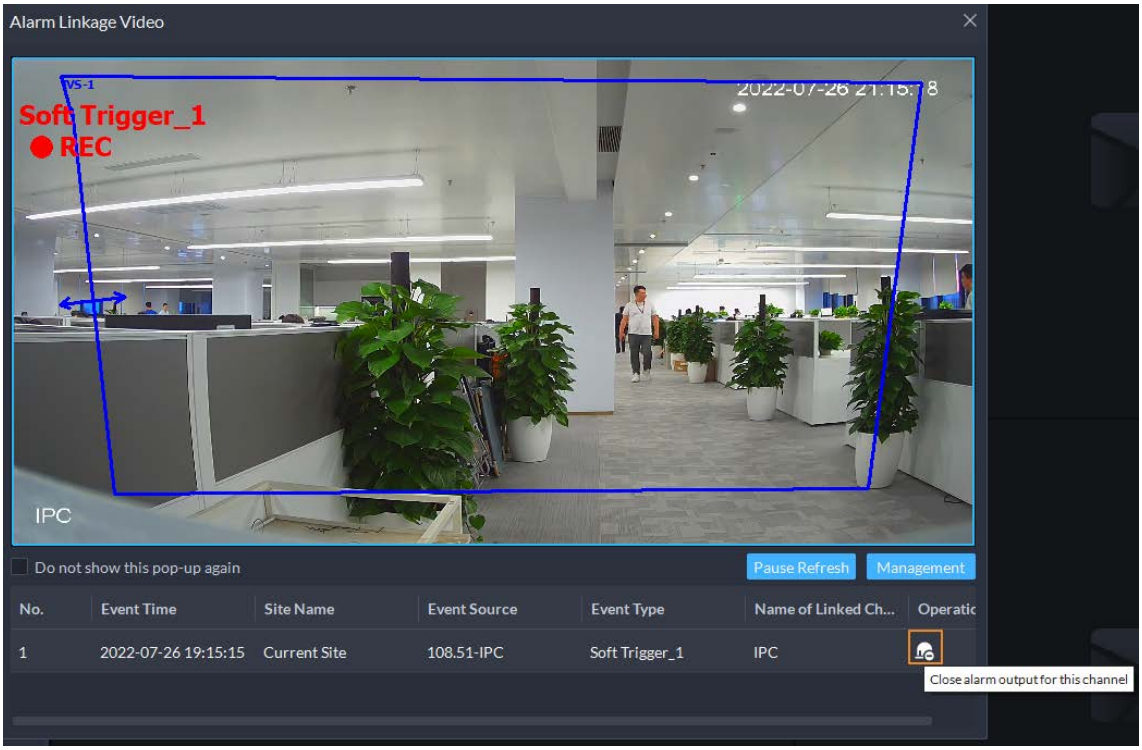

- The names of devices and channels are displayed at the same time for alarm sources.

Figure 1-14 Displays the names of devices and channels

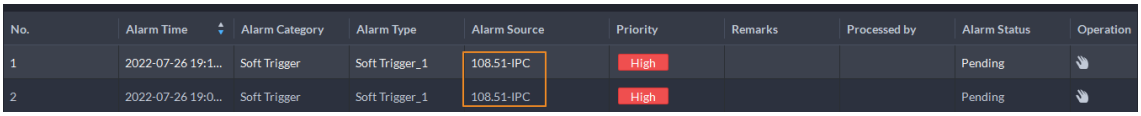

- Supports downloading recorded videos from events.

Figure 1-15 Download by clicking the download button

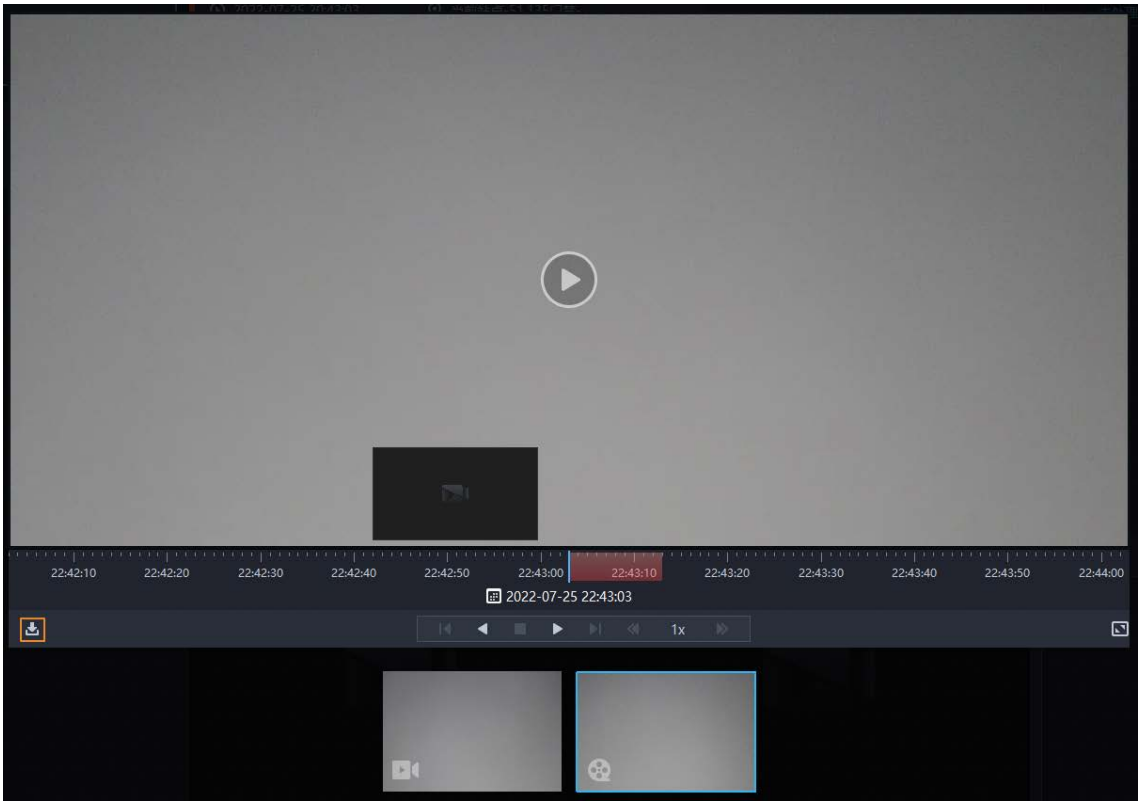

1.3.4 DeepXplore

For capture records of faces and bodies, you can click the small image on the lower-right corner to jump to the search by image page, where you can search for more records related to the person you want to know more.

Figure 1-16 Quickly jump to search by image

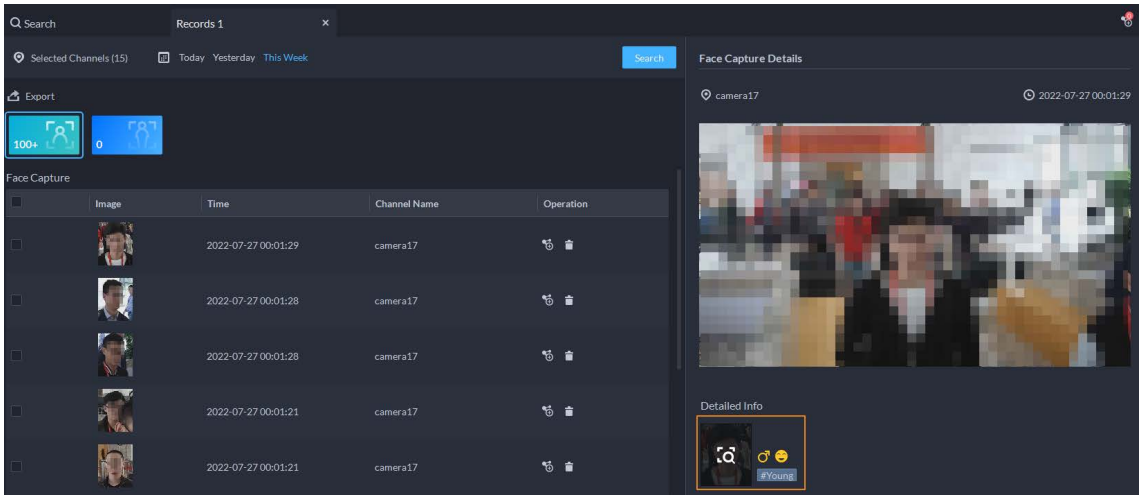

1.3.5 Download Center

- When downloading videos by tags, you can configure how many seconds before and after the

tag you want to download.

Figure 1-17 Download videos by tags in seconds

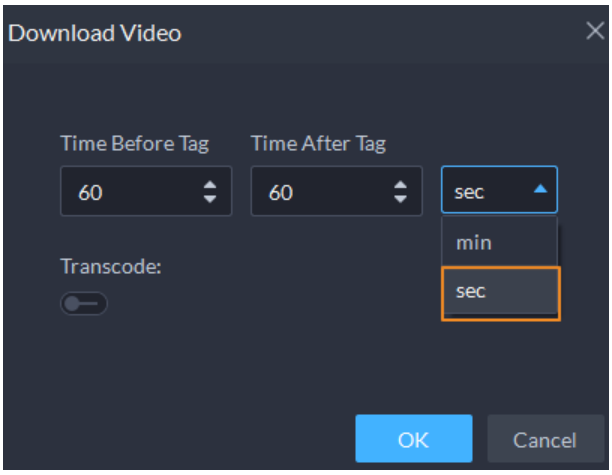

- After downloading a video by a tag, you can directly delete the tag in the Download Center.

Figure 1-18 Delete the tag after download



1.3.6 UI Interaction

- When adding a person, you can directly enter the date of birth.

Figure 1-19 Directly enter the date of birth

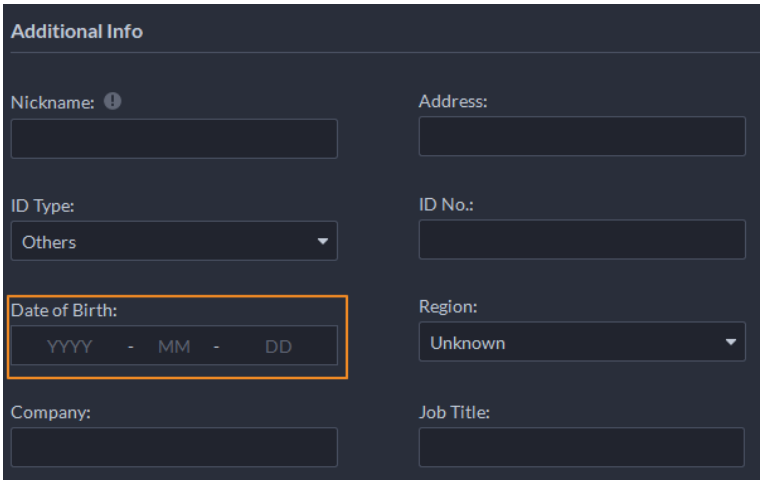

- An encryption password for export files now supports numbers, and both uppercase and lowercase letters.
- Whenever you need to enter a password, you can click to view what you have entered.

Figure 1-20 Supports numbers, both uppercase and lowercase letters, and view the actual password

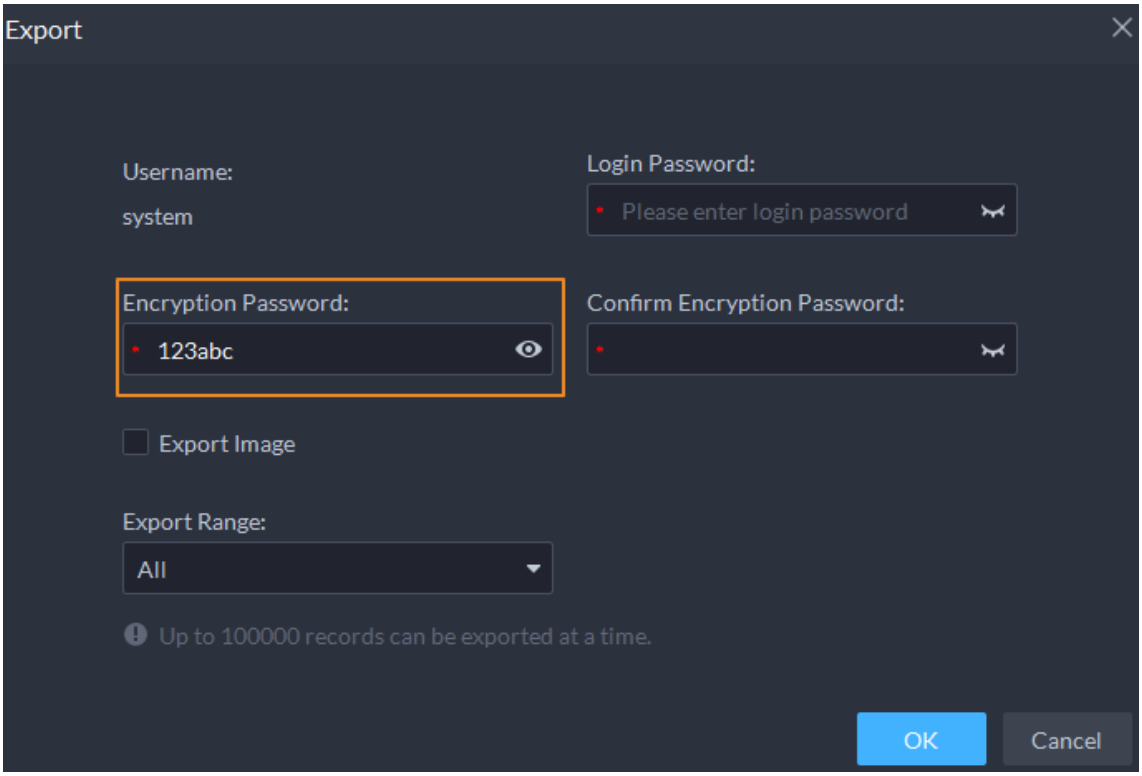

- In a time control component, you can change the hour, minute, or second by: Pressing the up and down arrow keys, selecting and entering a number, and pressing the left and right arrow keys to where you want to change the number.

Figure 1-21 Change the time

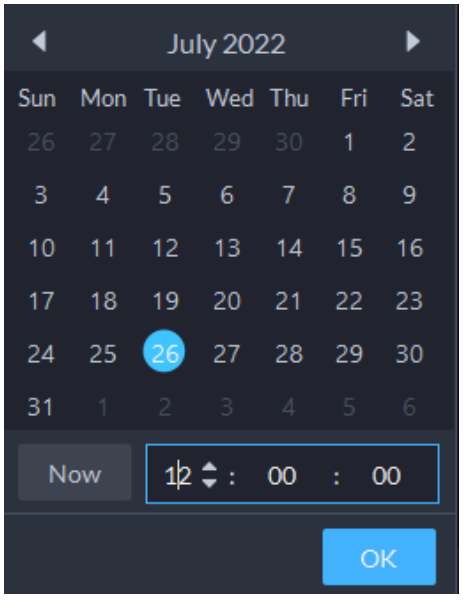

- The minimum scale of the timeline is 1 second.

Figure 1-22 1 second as the minimum scale

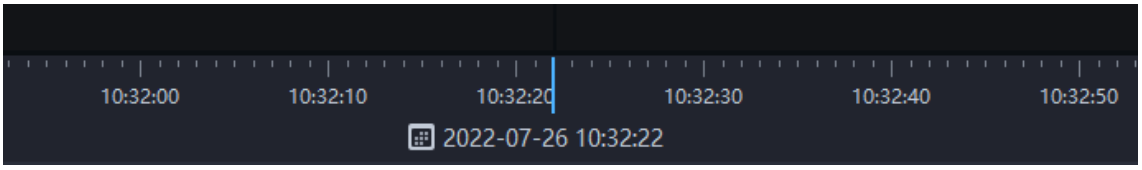

1.4 Operating System Compatibility Description

OS Name	OS Type	Platform Type	Test Strategy	Test Result
winserver2012-64bit	Physical machine	Server	Auxiliary test	PASS
winserver2016-64bit	Physical machine	Server	Auxiliary test	PASS
winserver2019-64bit	Physical machine	Server	Main test	PASS
win10 20H2-64bit	Physical machine	Server	Main test	PASS
win7-32bit	Physical machine	Client	Auxiliary test	PASS
win7-64bit	Physical machine	Client	Auxiliary test	PASS
win10 20H2-64bit	Physical machine	Client	Main test	PASS
win10 20H2-32bit	Physical machine	Client	Auxiliary test	PASS
winserver2008-64bit	Physical machine	Client	Auxiliary test	PASS
winserver2012-64bit	Physical machine	Client	Auxiliary test	PASS
winserver2019-64bit	Physical machine	Client	Auxiliary test	PASS
winserver2016-64bit	Physical machine	Client	Auxiliary test	PASS
win11-64bit	Physical machine	Client	Auxiliary test	PASS

ENABLING A SAFER SOCIETY AND SMARTER LIVING

ZHEJIANG DAHUA VISION TECHNOLOGY CO., LTD.
Address: No.1199 Bin'an Road, Binjiang District, Hangzhou, P. R. China | Website: www.dahuasecurity.com | Postcode: 310053
Email: overseas@dahuatech.com | Fax: +86-571-87688815 | Tel: +86-571-87688883